

# CM100 / CM100W

## ELECTRET CONDENSER CARDIOID MINI-GOOSENECK CHOIR MICROPHONE

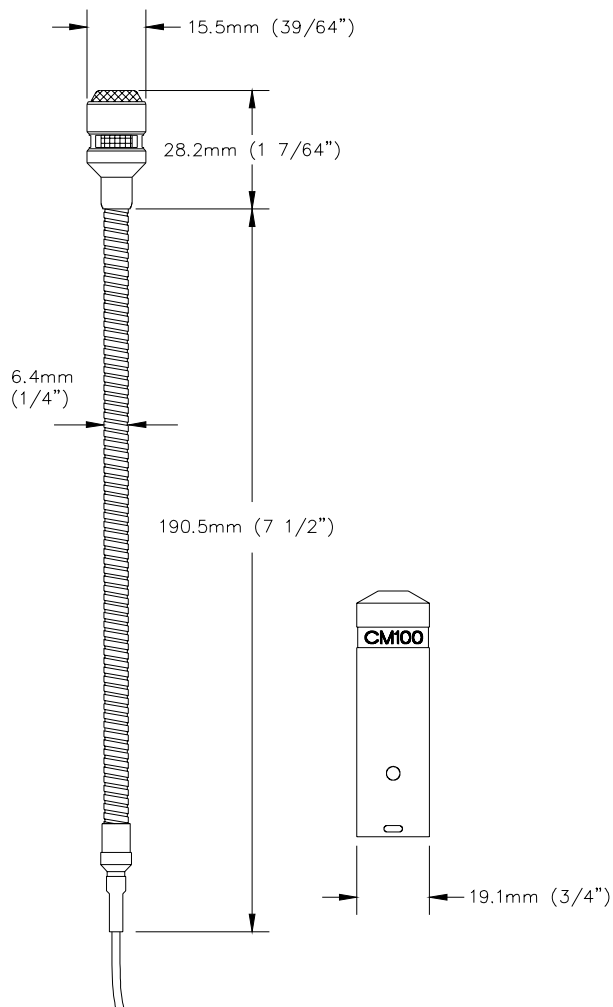
### Description

The **CAD CM100** is a superior low noise, electret condenser cardioid choir microphones.

The **CM100** microphones have a wide, flat frequency response which provides unsurpassed, natural, transparent sound quality. Their cardioid pickup pattern minimizes annoying feedback when used close to sound reinforcement speakers and monitors, while reducing the pickup of unwanted off axis sounds.

The **CM100**'s electronics are located externally in a housing which also contains the professional three pin male XLR connector. The **CM100** is attached to this with a 30 foot cable terminated with a mini three pin XLR. The **CM100** is finished in durable black urethane paint, the **CM100W** is finished in a durable white urethane paint with a flexible PVC covering over gooseneck.

The **CM100** features a .022" diameter hole placed directly behind the microphone head that facilitates the use of monofilament line to inconspicuously fix the position of one or a series of microphones.



### CAD Quality

All **CM100** microphones are audio tested and inspected prior to shipment. Our absolute commitment to quality insures that **CAD** microphones remain the **Best Value** in today's competitive industry.

### Operation and Maintenance

The **CM100** is one of the finest values in choir microphones available. If the mike housing becomes soiled by dirt or residue it may be cleaned using a cloth dampened with isopropyl alcohol.

**Made with pride in Conneaut, Ohio U.S.A.**

# SPECIFICATIONS FOR CM100 / CM100W

## Specifications

### Generating Element:

Electret Condenser (Phantom Powered)

### Polar Pattern:

Unidirectional (Cardioid)

### Frequency Response:

40 Hz - 20 kHz

### Output Level:

**Power Level:**

-46 dB (0 dB - 1 mW per 10 microbars)

**Open Circuit Voltage:**

-68 dB (0 dB = 1 volt per microbar)

4 mV/Pascal

### Impedance:

Low (150 ohms nominal)

### Dynamic Range:

100 dB

### Equivalent Noise Level:

Less than 30 dB, A weighted

### Maximum SPL:

130 dB (1% THD, open circuit)

### Powering:

**Supply Voltage:**

9 - 52 Vdc, positive pins 2 & 3 reverse polarity protected

**Current Required:**

Less than 2.0 mA over operating voltage range

### Phasing

Positive Pressure on Diaphragm generates a positive voltage on pin 2 relative to pin 3

### Finish:

CM100 - Durable black urethane paint

CM100W - Durable white urethane paint with flexible PVC covering gooseneck

### Cable:

CM100 - Miniature black cable with miniature 3 pin connector

CM100W - Miniature black cable with miniature 3 pin connector

### Dimensions:

(See drawing on other side)

### NET Weight:

205 grams (7.2 oz.) including external mic electronics

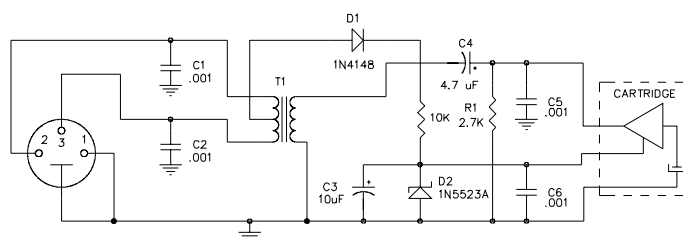
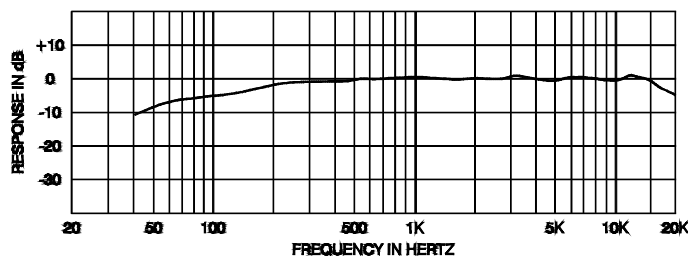
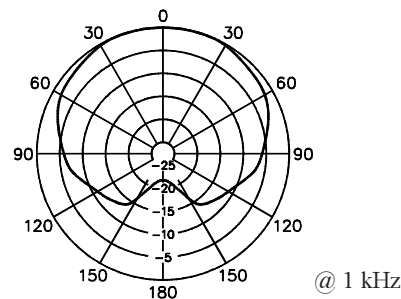
## Architects' and Engineers' Specification

The microphone shall be a **CAD CM100**. The microphone shall be a miniature gooseneck electret choir microphone. The frequency response will be 40-20 kHz. The microphone shall have a cardioid polar pattern.

The output level of the **CM100** shall be 4 mV/Pa. The included module will have a professional 3 pin XLR type connector which also contains the microphones' electronic circuitry. The microphone will operate from standard phantom power at any voltage from 9 to 52 Volts DC with a current consumption of less than 2 mA.

The dimensions of the microphone shall be 15.5 mm (39/64") in diameter for the head, 6.4 mm (1/4") in diameter for the gooseneck. The overall length of the mic will be 219 mm (8 5/8"). The weight shall be 93 grams (3.3 oz.). The length of the supplied cable shall be 9 m (30'). The **CM100** will have a durable black urethane painted finish. The **CM100W** will have a durable white urethane finish except for the gooseneck which shall be covered with white vinyl shrink tubing. A foam windscreen will be supplied as an accessory.

The CAD Model **CM100** or **CM100W** is specified.



## User Techniques and Applications

The **CM100** choir microphone is very light weight and can be hung in variety of ways such as a through a small opening in a suspended ceiling, suspended by a small hook in an overhead beam, or any means that is convenient. Once the microphone is suspended, bend the gooseneck so that the microphone points towards the desired sound source.

To prevent the microphone from turning away from the sound source over time, the microphone can be secured with monofilament fishing line. The microphone head has a small hole in it for this purpose. Secure the ends of the line to opposite walls of the room and through the hole in the microphone as shown in the photo on the front of this spec sheet. Use the smallest available line and it will be virtually invisible in the room.

## TWO-YEAR LIMITED WARRANTY

CTI Audio, Inc. ("CAD") hereby warrants that this product will be free of defects in material and workmanship for a period of two years from the date of purchase. In the unlikely event a defect occurs CAD will, at its option, either repair or replace with a new unit of equal or greater value. You should retain proof of purchase to validate the purchase date and return it with any warranty claim. Return warranty claims carefully packed, insured and prepaid to the Service Department at the address listed below.

This warranty excludes exterior finish or appearance, damage from abuse, misuse of the product, use contrary to CAD's instructions or unauthorized repair. All implied warranties or merchantability or fitness for a particular purpose are hereby disclaimed and CAD hereby disclaims liability for incidental, special or consequential damages resulting from the use or unavailability of this product.

This warranty gives you specific legal rights and you may also have other rights which vary from state to state. Some states do not allow the exclusion or limitation of incidental or consequential damages or limitations on how long an implied warranty lasts, so the above exclusions and limitations may not apply to you.

Note: No other warranty, written or oral is authorized by CTI Audio, Inc.